TESNIT® BA-C

TESNIT® BA-C gasket material with a vulcanized CSM matrix combines very good chemical resistance to alkaline media and low gas permeability. It can be used for sealing strongly acidic and alkaline solutions and gases, ozonized or chlorinated water, and the like.



Composition	Aramid fibers, CSM binder, Inorganic fillers
Color	Beige
Approvals and compliances	
Sheet dimensions	Sizes (mm): |1500 x 1500 | 4500 x 1500 | Other sizes on request | Thicknesses (mm):0.5 | 1 | 1.5 | 2 | 3 Rolls:/ Other sizes and thicknesses available on request
Tolerances	-50 mm on length and width | On thickness up to 1.0 mm ± 0.1 mm | On thickness above 1.0 mm ± 10 %
Surface finish	Surface finish is 4AS. Optional graphite or PTFE finish on request

TECHNICAL DATA for 2 mm

Density	DIN 28090-2	g/cm3	1.9
Compressibility	ASTM F36J	%	10
Recovery	ASTM F36J	%	58
Tensile strength	ASTM F152	MPa	13
Stress resistance	DIN 52913		
16 h, 50 MPa, 175 °C		MPa	22
16 h, 50 MPa, 300 °C		MPa	/
Specific leak rate	DIN 3535-6	mg/(s.m)	0.05
Immersion	ASTM F146		
Oil IRM 903, 150 °C, 5 h			
Thickness inrease		%	8
Mass increase		%	10
ASTM Fuel B, 23 °C, 5h			
Thickness inrease		%	9
Mass increase		%	10
96% H2SO4, 23 °C, 18h			
Thickness inrease		%	10
Thickness inrease		%	10
65% H2SO4, 23 °C, 48h			
Thickness increase		%	/
Mass increase		%	/
Compression modulus	DIN 28090-2		
At room temperature: εKSW		%	/
At elevated temperature: εWSW/200 °C		%	/
Percentage creep relaxation			

APPROPRIATE INDUSTRIES & APPLICATIONS

- AUTOMOTIVE AND ENGINE BUILDING INDUSTRIES
- CHEMICAL INDUSTRY
- COMPRESSORS & PUMPS
- FOOD INDUSTRY
- GAS SUPPLY
- GENERAL PURPOSE
- HEATING SYSTEMS
- PAPER & CELLULOSE INDUSTRIES
- PETROCHEMICAL INDUSTRY
- REFRIGERATION & COOLING
- SHIPBUILDING
- VALVES
- WATER SUPPLY

At room temperature: εKRW	%	/
At elevated temperature: εWSW/200 °C	%	/
Max. operating conditions		
Peak temperature	°C/°F	200/392
Continuous temperature	°C/°F	150/302
Pressure	bar/psi	60/870

TESNIT® BA-C

PROPERTIES

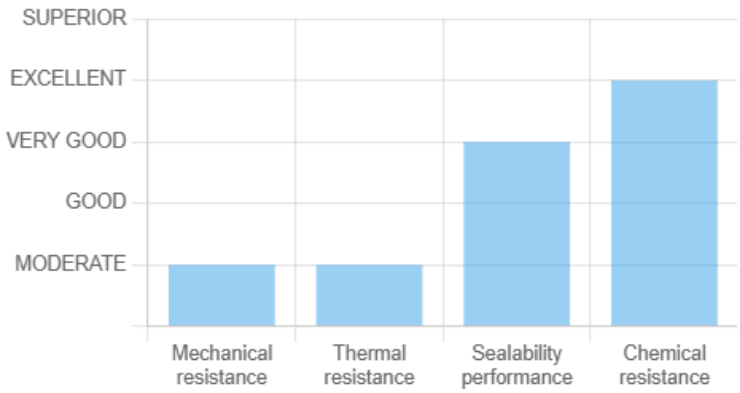

CHEMICAL RESISTANCE CHART

EN 13555

P-T DIAGRAMS

EN 1514-1, Type IBC, PN 40, DIN 28091-2 / 3.8, 2 mm

Aggressive gasses

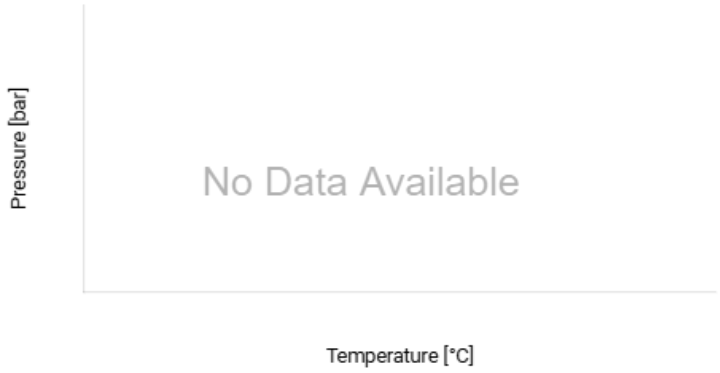

Steam or gasses

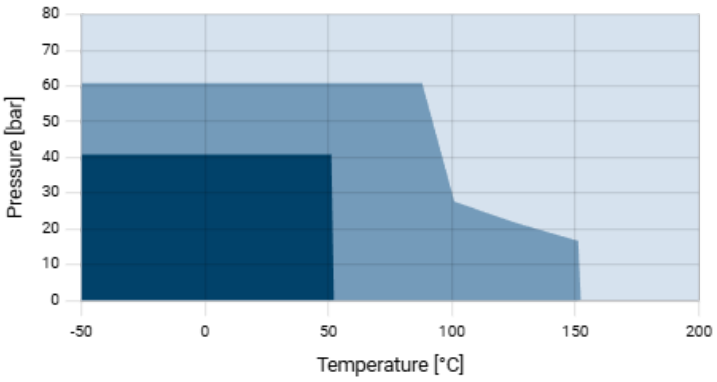

Liquids

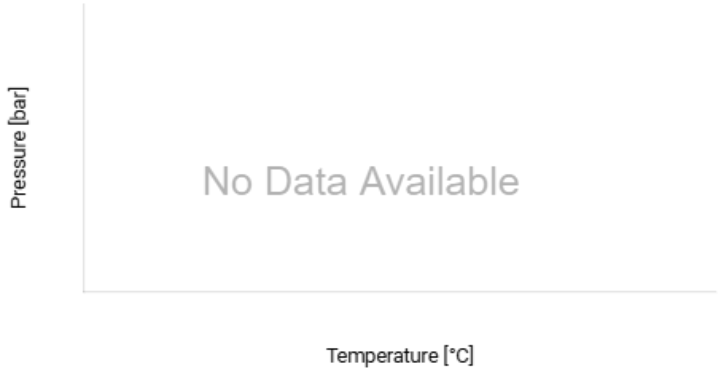

Legend:

- General suitability - Under common installation practices and chemical compatibility.
- Conditional suitability - Appropriate measures ensure maximum performance for joint design and gasket installation. Technical consultation is recommended.
- Limited suitability - Technical consultation is mandatory.

P-T diagrams indicate the maximum permissible combination of internal pressure and service temperature which can be simultaneously applied to a given gaskets thickness, size and tightness class. Given the wide variety of gasket applications and service conditions, these values should only be regarded as a guidance for the proper gasket assembly. In general, thinner gaskets exhibit better P-T properties.

σBO DIAGRAM

DIN 28090-1

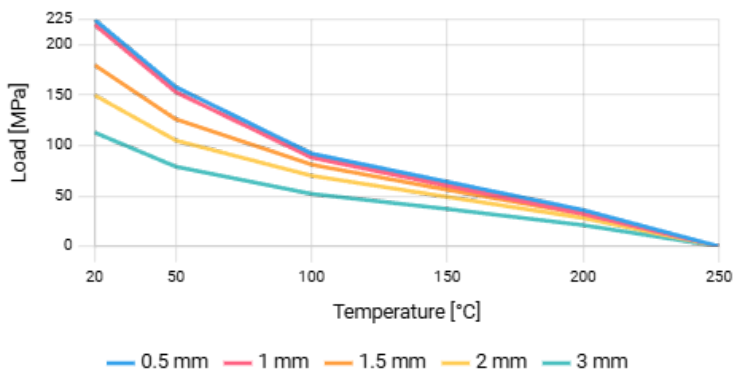

σBO diagrams represent σBO values for different gasket material thicknesses. These values indicate the maximum in-service compressive pressures which can be applied on the gasket area involved without destructing or damaging the gasket material.

All information and data quoted are based upon decades of experience in the production and operation of sealing elements. This data may not be used to support any warranty claims. With its publication this latest edition supersedes all previous issues and is subject to change without further notice.

Donit Tesnit d.o.o.
Cesta komandanta Staneta 38
Fax: +386 (0)1 582 32 06
+386 (0)1 582 32 08

For disclaimer please visit https://donit.eu/disclaimer/ . Copyright © Donit Tesnit d.o.o. All rights reserved Date of issue: Jan 5, 2026 / TDS-GSF-05-2018

1215 Medvode, Slovenia
Phone:+386 (0)1 582 33 00
Web:https://donit.eu
E-mail:info@donit.eu