TESNIT® BA-R

TESNIT® BA-R has very good mechanical properties (resistance to high internal and surface pressure). TESNIT® BA-R is designed for the automotive and engine-building industries.



Composition	Aramid fibers, Inorganic fillers, NBR binder
Color	Black
Approvals and compliances	BAM (oxygen), DNV
Sheet dimensions	Sizes (mm):| 1500 x 1500 | Other sizes on request | Thicknesses (mm):1 | 1.5 | 2 | 3 Rolls:/ Other sizes and thicknesses available on request
Tolerances	-50 mm on length and width | On thickness up to 1.0 mm ± 0.1 mm | On thickness above 1.0 mm ± 10 %
Surface finish	Standard: 2G. Optional: graphite or PTFE.

TECHNICAL DATA for 2 mm

Density	DIN 28090-2	g/cm3	2.0
Compressibility	ASTM F36J	%	8
Recovery	ASTM F36J	%	55
Tensile strength	ASTM F152	MPa	17
Residual stress	DIN 52913		
50 MPa, 175°C, 16 h		MPa	30
50 MPa, 300°C, 16 h		MPa	25
Specific leak rate	DIN 3535-6	mg/(s·m)	/
Thickness increase	ASTM F146		
Oil IRM 903, 150°C, 5 h		%	8
ASTM Fuel B, 23°C, 5 h		%	/
Compression modulus	DIN 28090-2		
At room temperature: εKSW		%	8.5
At elevated temperature: εWSW/200°C		%	15.8
Creep relaxation	DIN 28090-2		
At room temperature: εKRW		%	4.2
At elevated temperature: εWRW/200°C		%	0.7
Maximum operating conditions			
Peak temperature		°C/°F	400/752
Continuous temperature		°C/°F	350/662
Continuous temperature with steam		°C/°F	/
Pressure		bar/psi	140/2030

APPROPRIATE INDUSTRIES & APPLICATIONS

- AUTOMOTIVE AND ENGINE BUILDING INDUSTRIES
- SHIPBUILDING

TESNIT® BA-R

PROPERTIES

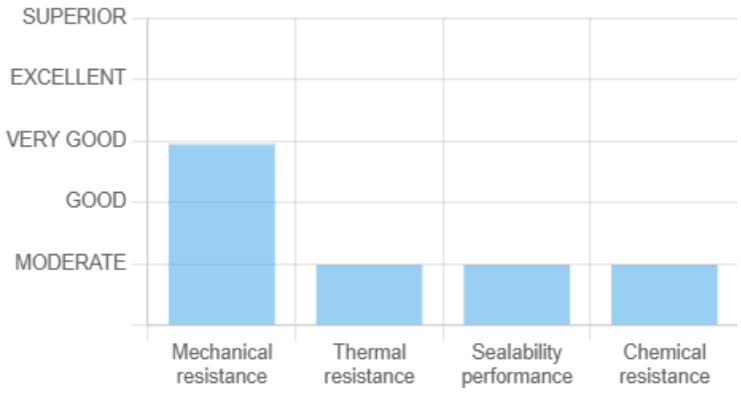

CHEMICAL RESISTANCE CHART

EN 13555

P-T DIAGRAMS

EN 1514-1, Type IBC, PN 40, DIN 28091-2 / 3.8, 2 mm

Aggressive gasses

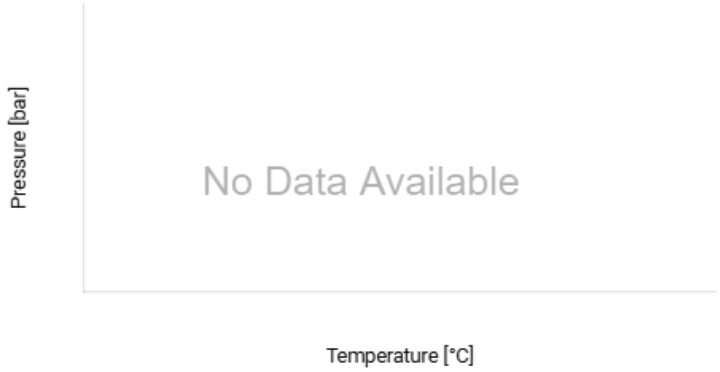

Steam or gasses

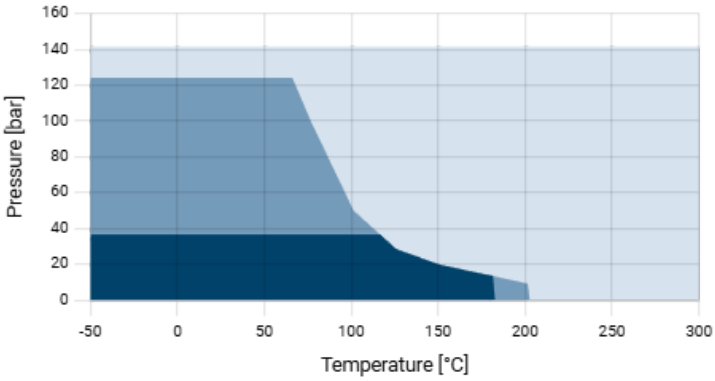

Liquids

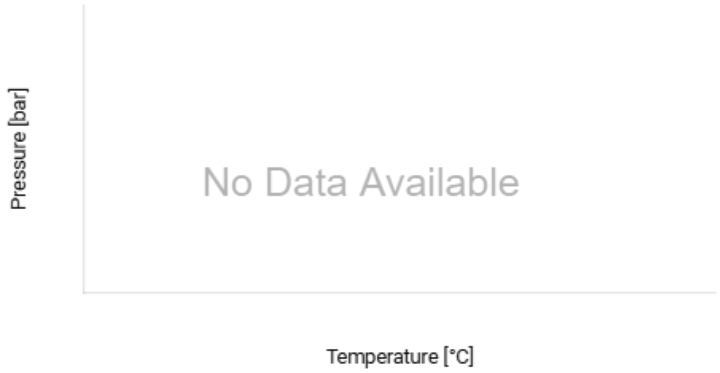

Legend:

- General suitability - Under common installation practices and chemical compatibility.
- Conditional suitability - Appropriate measures ensure maximum performance for joint design and gasket installation. Technical consultation is recommended.
- Limited suitability - Technical consultation is mandatory.

P-T diagrams indicate the maximum permissible combination of internal pressure and service temperature which can be simultaneously applied to a given gaskets thickness, size and tightness class. Given the wide variety of gasket applications and service conditions, these values should only be regarded as a guidance for the proper gasket assembly. In general, thinner gaskets exhibit better P-T properties.

σBO DIAGRAM

DIN 28090-1

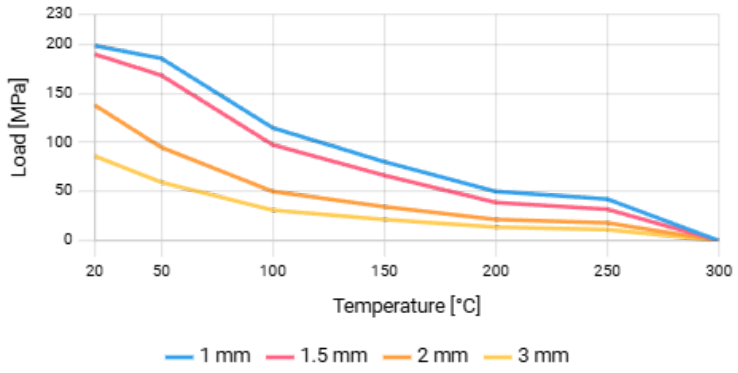

σBO diagrams represent σBO values for different gasket material thicknesses. These values indicate the maximum in-service compressive pressures which can be applied on the gasket area involved without destructing or damaging the gasket material.

All information and data quoted are based upon decades of experience in the production and operation of sealing elements. This data may not be used to support any warranty claims. With its publication this latest edition supersedes all previous issues and is subject to change without further notice.

Donit Tesnit d.o.o.
Cesta komandanta Staneta 38

Fax: +386 (0)1 582 32 06
+386 (0)1 582 32 08
Web:https://donit.eu

For disclaimer please visit https://donit.eu/disclaimer/ . Copyright © Donit Tesnit d.o.o.
All rights reserved Date of issue: Jan 5, 2026 / TDS-GSF-05-2018

1215 Medvode, Slovenia
Phone:+386 (0)1 582 33 00
E-mail:info@donit.eu